

LEDSS® HIGH POWER SCREW-BASED LED LAMP



PROJECT NAME

PARTNUMBER


Screw-based lamp to replace HID, HPS or MH lamps available in either Medium or Mogul bases. Extremely efficient at >130LPW. Can be used in any orientation. 360 and 180 degree delivery of light output. Internal driver connects directly to line voltage without any ballast.

PART NUMBER BUILDER

MANUFACTURER	MODEL NUMBER	LUMENS	COLOR TEMPERATURE	BASE TYPE
RPT	LEDSSG2		4000K	
	LEDSSH**	2000LM 2500LM 4000LM 5600LM 12000LM 15000LM 19000LM	3000K*	E26 (EDISON) E39 (MOGUL)

ORDERING EXAMPLE

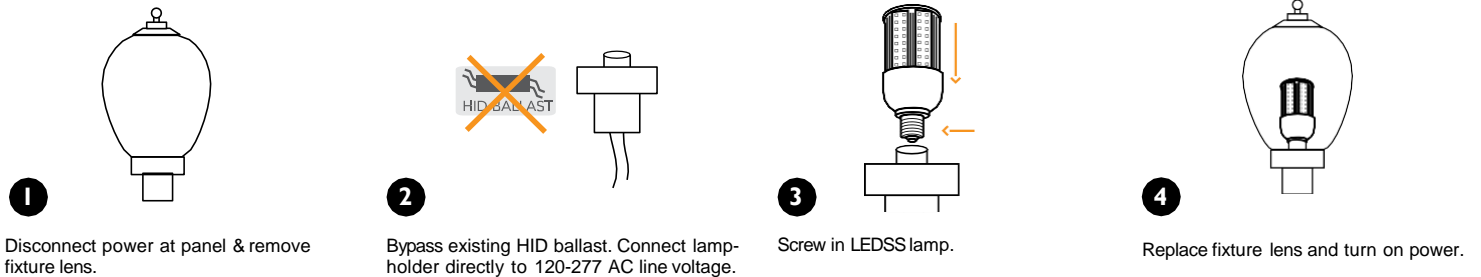
RPT-LEDSSG2-4000LM-4000K-E26



*Special order

** 3000LM & 6000 LM

INSTALLATION GUIDE



Simplified instructions. Reference full installation guide for more details. Only qualified personnel should perform installation.

QUICK SPECS

INPUT VOLTAGE	100-277V AC
EFFICACY	>130 lumens/watt
OPERATING TEMP	-30°C to 65°C
MAX CASE TEMP	65°C*
POWER FACTOR/THD	>0.90 Power Factor, THD<10%
CRI	80+
RATED LIFETIME	Designed to last at least 50,000 hrs.
WARRANTY	5 years

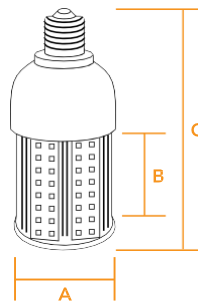
CERTIFICATIONS



PERFORMANCE LISTINGS



DIMENSIONS



DIMENSIONS (INCHES)	A	B	C
RPT-LEDSSG2-2000LM	2.5	2.5	5.6
RPT-LEDSSG2-2500LM	2.5	2.5	6.0
RPT-LEDSSG2-4000LM	3.0	6.25	10.0
RPT-LEDSSG2-5600LM	3.0	6.25	10.0
RPT-LEDSSG2-12000LM	5.1	5.1	11.4
RPT-LEDSSG2-15000LM	5.1	5.1	12.6
RPT-LEDSSG2-19000LM	5.1	5.1	13.9
RPT-LEDSSH-3000LM	3.5	3.5	7.5
RPT-LEDSSH-6000LM	3.5	3.5	10.3

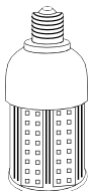
* Max ambient temperature is 65C (150F). If used in a fully enclosed fixture, customer is responsible for proper thermal testing prior to use, otherwise RemPhos warranty is void.

ORDERING GUIDE

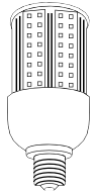
CASE QTY	DLC	PART#	LUMEN OUTPUT(LM)	INPUT WATTS (W)	VOLTAGE RANGE (VAC)	WARRANTY (YRS)	Traditional Equivalent (W)
12		RPT-LEDSSG2-2000LM-4000K-E26	2000	15	120-277	5	75
12		RPT-LEDSSG2-2500LM-4000K-E26	2500	19	120-277	5	100
12	Yes	RPT-LEDSSG2-4000LM-4000K-E39	4000	30	120-277	5	150
12	Yes	RPT-LEDSSG2-5600LM-4000K-E39	5600	50	120-277	5	250
12	Yes	RPT-LEDSSG2-12000LM-4000K-E39	12000	80	120-277	5	360
12	Yes	RPT-LEDSSG2-15000LM-4000K-E39	15000	100	120-277	5	360
12	Yes	RPT-LEDSSG2-19000LM-4000K-E39	19000	125	120-277	5	400
12	Yes	RPT-LEDSSH-3000LM-4000K-E39	3000	20	120-277	5	125
12	Yes	RPT-LEDSSH-6000LM-4000K-E39	6000	40	120-277	5	250

Note: DLC is only for Mogul (E39) base. DLC does not have a category for the Medium (E26) base

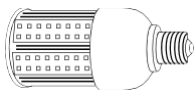
FLEXIBLE ORIENTATION



Base up



Base down



Horizontal

UL 1993 MAX. WEIGHT RATINGS

BASE	MAX. WEIGHT (lbs)
E26 (MEDIUM)	2.5
E39 (MOGUL)	3.75

ACTUAL WEIGHTS OF THE LEDSS FAMILY

BASE	MAX. WEIGHT (lbs)
LEDSSG2-2000LM	0.33
LEDSSG2-2500LM	0.35
LEDSSG2-4000LM	1
LEDSSG2-5600LM	1
LEDSSG2-12000LM	2
LEDSSG2-15000LM	2.2
LEDSSG2-19000LM	2.5
LEDSSH-3000LM	1
LEDSSH-6000LM	2

ACCESSORIES

PART#	DESCRIPTION
RPT-ACCESSORY-480V TRANSFORMER	480V to 277 step-down transformer (<250W)
RPT-ACCESSORY-EXTERNALSURGE-277V	UL Listed external surge protector (Universal input)
RPT-SS-E26TOE39-ADAPTER	Socket Enlarger . Allows an E26 / Medium socket accept a lamp with an E39 / Mogul base.
RPT-SS-E39TOE26-ADAPTER	Socket Reducer . Allows an E39 / Mogul socket accept a lamp with an E26 / Medium base.